

# Fractals

## Fractals

- Beautiful designs of infinite structure and complexity
- Qualities of Fractals:
  - Fractional dimension
  - Self similarity
  - Complex structure at all scales
  - Chaotic dynamical behavior
  - Simple generation algorithms
  - Capable of describing an enormous range of natural objects

## **Some Objects Representable by Fractals**

- Mountains
- Clouds
- Snow flakes
- Fog
- Frost patterns
- Fire
- River basins
- Sea coasts

- Explosions and fireworks
- Plants
- Island formations
- Galaxies
- Arteries and veins
- Cells
- Rivers
- Stock market fluctuations
- Weather systems
- Many More!!

## **Types of Fractal-Generation Algorithms**

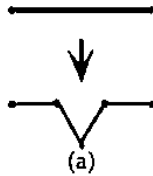
- Linear Replacement Mapping
- Iterated Function Systems
- Random Midpoint Displacement
- Plasmas
- Escape-time algorithms
- Complex plane mapping
- Recursive, grammar-based systems
- Particle Systems

## **Linear Replacement Mapping**

1. Define initial structure in terms of line endpoints
2. Define a replacement mapping
  - rule that replaces each line with a refined set of lines
  - defines next generation of structure
  - inherently recursive
3. Iterate the refinement until desired level achieved

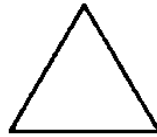
## Example: Koch Snowflake

THE RULE:



(a)

INITIAL STRUCTURE:




(b)

SUCCESSIVE GENERATIONS:



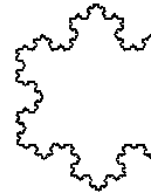
(c)




(a)  $N_{it} = 3$



(b)  $N_{it} = 4$



(c)  $N_{it} = 5$



(d)  $N_{it} = 6$

## Implementing a Koch Curve

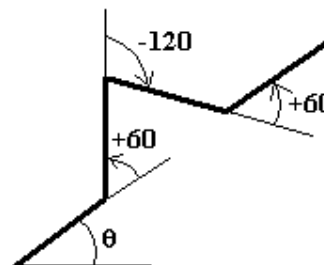
Assume recursive function  $Koch(len, theta, n)$

(len = length, theta = angle of line, n=recursion level)

To get next generation curve (i.e., if  $n > 0$ ) from a line segment, make 4 calls:

```

Koch (len/3, theta, n-1);
theta += 60;
Koch (len/3, theta, n-1);
theta -= 120;
Koch (len/3, theta, n-1);
theta += 60;
Koch (len/3, theta, n-1);
    
```



Base case: At lowest ( $n=0$ ) level of recursion, so draw line:

```
LineTo (len*cos(theta), len*sin(theta) ) ;
```

## Using the Koch() function

- 1. Assign a value to n and an initial position (x0,y0)
- 2. Make a call to MoveTo(x0, y0)
- 3. Assign an initial len, and theta
- 4. Make the call Koch (len, theta, n)

## FractInt

- Classic free program for playing around with many different kinds of fractals
- Originally a DOS program
- Has been extended to Windows
- FractInt home page:
  - <http://spanky.triumf.ca/www/fractint/fractint.html>
  - Has a link to a download site

## Dimension of a Fractal

- Look at a non-fractal, a line (1-D)
  - Subdivide into N similar pieces, e.g., 3
  - Reduce by a scaling factor r, e.g., 1/3
$$1 = N \cdot r^1$$
- Another: a rectangle (2-D)
$$1 = N \cdot r^2$$
- Another: a rectangular solid (3-D)
$$1 = N \cdot r^3$$
- Evidently the exponent of r is the “dimension” of the object

## Hausdorff Dimension

- In general, assume  $1 = N \cdot r^D$ 
  - where D is the “dimension” of the object
- Solve for D:
  - $D = \log(N)/\log(1/r)$
- For a Koch curve
  - $N=4, r=1/3$
  - $D = \log(4)/\log(3) = 1.2857$
  - Non-integer!!
- Somehow it occupies more space than a linear object in Euclidean space
- Fractals: Hausdorff dim. > topological dim.

## Iterated Function Systems

- Define a set of contractive affine transformation matrices  $M_i$ :

$$M_i = \begin{pmatrix} a_i & b_i & e_i \\ c_i & d_i & f_i \\ 0 & 0 & 1 \end{pmatrix}$$

Generate new points  $P'=(x',y')$  from old  $P=(x,y)$ :

$$P' = M_i * P$$

i.e.:

$$x' = a_i * x + b_i * y + e_i$$

$$y' = c_i * x + d_i * y + f_i$$

## The IFS Algorithm

Select “seed point”  $(x,y)$

Repeat many time:

Pick an  $i$  randomly

Compute  $x',y'$  from  $x,y$  using  $M_i$  ( $a_i,b_i,c_i,d_i,e_i,f_i$ )

Plot  $(x',y')$  on screen

Set  $(x,y)$  to  $(x',y')$

## Accelerating the IFS Algorithm

- Choose each  $M_i$  with a probability:

$$P_i = \frac{|a_i d_i - b_i c_i|}{\sum |a_i d_i - b_i c_i|}$$

### Example: An IFS Fern

Matrix elements:

i	a <sub>i</sub>	b <sub>i</sub>	c <sub>i</sub>	d <sub>i</sub>	e <sub>i</sub>	f <sub>i</sub>
1	0.00	0.00	0.00	0.16	0.0	0.0
2	0.85	0.04	-0.04	0.85	0.0	1.6
3	0.20	-0.26	0.23	0.22	0.0	1.6
4	-0.15	0.28	0.26	0.24	0.0	0.44

Result after  
2000 iterations:



Result after  
20,000 iterations:



Result after  
200,000 iterations

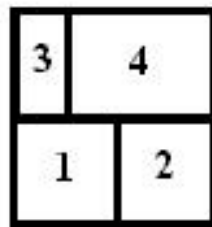




## Finding IFS for Arbitrary Images

- Collage Theorem (M. Barnsley)
  - Any image can be represented by union of contractive affine transformations of itself
  - So cover the image with reduced replicas of itself
    - a collage
  - Find transformation for each replica -->  $M_i$
  - Process can be automated
  - Can be used in image compression

### An IFS Square (one way)



$$M_1 = (0.5, 0, 0, 0.5, 0, 0), P_1 = .25$$

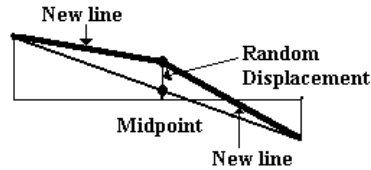
$$M_2 = (0.5, 0, 0, 0.5, x/2, 0), P_2 = .25$$

$$M_3 = (0.25, 0, 0, 0.5, 0, y/2), P_3 = .125$$

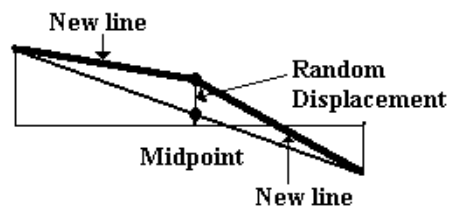
$$M_4 = (0.75, 0, 0, 0.5, x/4, y/2), P_4 = .375$$

## Random Midpoint Displacement

- Good for mountain silhouettes
- Recursive subdivision
- Start with a line segment
- Find midpoint ( $x_m, y_m$ )
- Displace  $y_m$  by a random amount proportional to current length
- Repeat with each subdivision until sufficiently detailed
  - Repeat until we get to individual pixels
  - Store computed values of  $y$  in an array  $y[]$



- Start endpoint coordinates:  $(x_1, y_1)$ ,  $(x_2, y_2)$
- Assume we have a recursive procedure  $\text{fracline}(a, b)$ 
  - Computes displaced midpoint line from  $x=a$  to  $x=b$
  - Calls itself for each half of line
  - Repeat until  $y$  values for all pixels between endpoints are computed



```

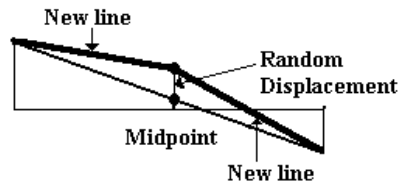
int y[SCREEN_WIDTH];
float rug = 0.5; // ruggedness factor
y[x1] = y1; y[x2] = y2; // line endpoints
fracline (x1,x2); // fills y array values
for (x=x1; x<=x2; x++)
    SetPixel(x,y[x]);

```


```

fracline (a,b)
{
    if ((b-a) > 1)
    {
        xmid = (a+b)/2;
        y[xmid] = (y[a]+y[b])/2 + rug*(b-a)*rand();
        fracline (a, xmid); fracline (xmid, b);
    }
}

```



- Generalize to triangular surfaces in 3D
- Displace each triangle edge midpoint randomly in z
- --> Neat mountains!



## Drawing Trees With Recursive Subdivision

- A tree is a recursive structure
  - Each node is a new tree
- Draw trunk (first branch)
- Draw new branches from end of parent branch
  - Each new branch length reduced by a factor  $f$
  - Each new branch goes off at an angle  $\alpha$  with respect to parent branch
  - Recursive function  $\text{branch}(n, x, y, a, \alpha)$ 
    - $n$  = level of recursion,  $x, y$  = endpoint of current branch,  $a$  = length of current branch,  $\alpha$  = current branch angle

## Plasmas

- Extension of random midpoint displacement
- Works with colors
- Great for generating clouds
- Easily generalized to give mountains

# Plasma-generating Algorithm

Set screen black

Set current rectangle to entire screen

Set each corner pixel of current rectangle to a random color

For each edge of current rectangle

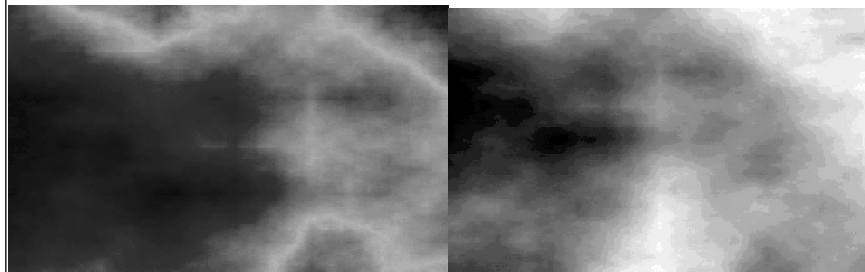
  Compute color of midpoint P between edge's corner pixels by:

1. Pick a random color C
2. Compute weighting factor W proportional to distance between corner & P
3. Set midpoint color to average of two corner colors and the color C weighted by W

Set center of current rectangle to average of 4 edge midpoint colors


Repeat recursively for each new rectangle determined by corner pixel and center pixel until all pixels are colored

- Key idea--at beginning, distances are large
  - So color of center pixel is mostly random
  - But as rectangles become smaller, random contribution is less... while neighbor pixel contribution is greater
  - So close points have similar colors
    - Like clouds



## Converting a Plasma to a Mountain

- Treat color code of each point as a height
- Plot the resulting surface
- (A cloud is a color-coded map of a mountain!)

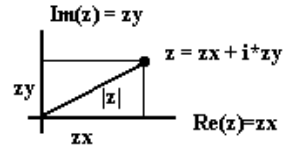


## Escape-Time Algorithms for Generating Fractals

- Give iterative rule for generating points in the complex plane
- Use "seed" points & determine if "orbit" of points generated by iterative rule is finite or escapes to infinity
- Map real (x) and imaginary (y) parts of each seed point to a pixel on screen
- Boundary between seed points whose orbits escape and those whose orbits do not escape is often a very complex fractal

## Example: Mandelbrot Set

- Iteration rule:  $z = z^2 + c$
- $c$  is the seed point:  $c = cx + i*cy$
- $z = zx + i*zy$  is each new complex point generated
- Start out with  $z = (0,0)$
- By definition  $z^2 = (zx^2 - zy^2, 2*zx*zy)$
- Square of radius of orbit:  $|z|^2 = zx^2 + zy^2$
- If  $|z| > 2$ , orbit will escape to infinity (can be shown)
- Area of complex plane containing Mandelbrot set:  
 $-2 < cx < 1.5$  and  $-1.5 < cy < 0.5$




## Mandelbrot Set Algorithm

- Simple algorithm to generate image of Mandelbrot set
- Points in Set are painted black
- Points outside set are painted white
- Can be generalized to paint in colors
  - Depending on how quickly outside points escape to infinity

```

Set N to some large maximum number of iterations
For y = 0 to SCREEN_HEIGHT
  For x = 0 to SCREEN_WIDTH
    Map (x,y) to (cx,cy) // inverse 2D viewing transformation
    zx = 0; zy = 0; count = 0;
    While ( (zx*zx + zy*zy < 4) && (count < N) )
      count++;
      temp = zx*zx - zy*zy + cx; // real part of new z
      zy = 2*zx*zy + cy;      // imaginary part of new z
      zx = temp;
    If (count < N)
      Setpixel(x,y,white); // orbit escaped to infinity
    Else
      Setpixel(x,y,black); // orbit did not escape in N iterations
  
```





## **Grammar-Based Systems (Lindemayer, L-Systems)**

- Objects represented by strings of letters
  - Need an “Alphabet”
    - used to compose strings
  - Need an initial word (“Axiom”)
    - successive generations of string derived from it
- “Productions” specify how new generations of objects are obtained
  - Give rewriting rules
    - applied in parallel to each letter in string

## **L-Systems in Computer Graphics**

- Interpret each letter as a movement on screen (turtle graphics)
- Example alphabet with interpretation:
  - F: Go forward (trace a line)
  - +: Turn left by a given angle
  - : Turn right by a given angle
  - many other possible movements

## L-System for a Koch Curve

Alphabet:

F, +, -

Forward, turn +/-

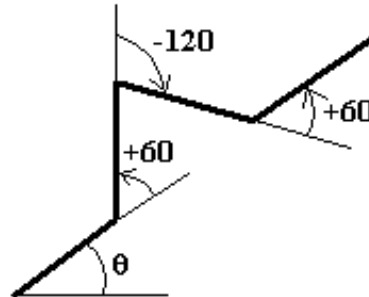
Take angle as 60

Axiom:

F

Production:

$F \rightarrow F + F - - F + F$



## Deriving the System

$F \rightarrow F + F - - F + F$

Next iteration

$(F + F - - F + F) + (F + F - - F + F) - - (F + F - - F + F) + (F + F - - F + F)$

Successive iterations generate the Koch Curve

## **L-Systems can be extended in many ways**

- **Bracketed L-Systems**
  - Good for modeling plants
  - Anything inside brackets is a branch
  - “[” means push onto stack (start branch)
  - ”]” means pop from stack (end branch)
- **Stochastic L-Systems**
  - Apply productions probabilistically
- **Lots of other variations**

## **Particle Systems**

- Collections of particles that evolve over time
- Used to model systems whose time behavior is unpredictable
- Evolution determined by applying laws of physics to each particle
- Probabilistic effects easily included

## **Particles can:**

- Be born and die
- Generate new particles
- Change their attributes
  - color, mass, etc.
- Move according to specified laws of motion
- Interact with their environment
- Interact with each other

## **Particles can model:**

- Fire
- Clouds
- Fog
- Explosions
- Moving water
- Flocking birds
- Lots of other systems

## End of Course Stuff

- Final Exam
  - Open books & notes
  - Tuesday, May 12, 2009
  - 11:00 A.M-1:00 P.M.
  - LH-005

## Final Exam Topics

- 3D Geometric Transformations
  - Translation; Rotation about x, y, z axes; Scaling
- The 3D Modeling/Rendering Pipeline
  - 3D Polygon Mesh Model Data Structures (Points, Polygon lists)
  - 3D Viewing Transformation (4-parameter viewing setup)
  - Projection Transformations (perspective, parallel)
  - Window to Viewport Transformation
- 3D Modeling and Rendering with OpenGL
- Back-Face Culling
- Z-Buffer Hidden Surface Removal Algorithm
- Illumination and Reflection (ambient, diffuse, specular)
- The Phong Illumination/Reflection Model
- Flat Shading
- Interpolated Shading (Gouraud)
- Ray Tracing & Texture Mapping
- Fractals